

Value Partners Fund Series

Value Partners USD Money Market Fund



NAV per unit : Class A USD Acc - USD10.5347 | Class A HKD Acc - HKD10.4545

Fund size : USD158.4 million

CIES Eligible [△]

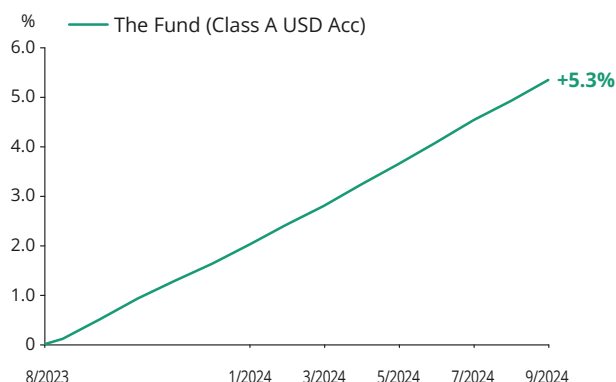
September 2024

- Value Partners USD Money Market Fund (The "Fund") primarily invests in USD-denominated and settled short-term deposits and high quality money market instruments issued by governments, quasi-governments, international organisations, corporates and financial institutions.
- The Fund is an investment product and is not equivalent to bank deposits. There is no guarantee in respect of repayment of principal.
- The Fund's investments are concentrated in USD-denominated and settled short-term deposits and high quality money market instruments. The Fund may be more susceptible to adverse economic, political, policy, foreign exchange, liquidity, tax, legal or regulatory events affecting the USD money markets. The Fund may also invest in emerging markets and is also subject to emerging market risk.
- The Fund is also subject to other risks associated with debt securities e.g. credit/counterparty, interest rate, credit rating and downgrading, credit rating agency and valuation risks.
- The Fund may invest in reverse repurchase transactions and repurchase transactions, both of which are subject to the risk of loss as difficulty in realizing collateral, or inaccurate pricing of the collateral or market movements resulting in proceeds from the sale of the collateral to be less than the cash placed with the counterparty.
- The Fund may use derivatives for hedging purposes. Use of derivatives may expose the Fund to significant losses.
- You should not make investment decision on the basis of this material alone. Please read the explanatory memorandum for details and risk factors.

Investment objective

The investment objective of the Fund is to invest in short-term deposits and high quality money market instruments. The Fund seeks to achieve a return in USD in line with prevailing money market rates.

Performance since launch



Performance update

	Class A USD Acc
Year-to-date	+3.7%
One month	+0.4%
One year	+4.8%
Three years	N/A
Five years	N/A
Total return since launch	+5.3%
Annualized return since launch [△]	+4.7%

NAVs & Codes

Classes	NAV	ISIN	Bloomberg
Class A HKD Acc	10.4545	HK0000945029	VAPUAHA HK
Class A USD Acc	10.5347	HK0000945037	VAPUAUA HK
Class B HKD Acc	10.3560	HK0000961919	VAPUMBH HK
Class B USD Acc	10.3854	HK0000961927	VAPMNKB HK
Class D HKD Acc	10.4548	HK0000945045	VLPTDHK HK
Class D USD Acc	10.5367	HK0000945052	VLPTUDU HK

Top holdings

Name	%
United States Treasury Bill 10/01/2024	9.5
United States Treasury Bill 10/03/2024	9.5
Certificate of Deposit 10/30/2024	9.4
Certificate of Deposit A 11/27/2024	6.3
Certificate of Deposit B 11/27/2024	6.3

Portfolio characteristics

	Class A USD Acc
Average Maturity	46.7 Days
Weighted Average Yield to Maturity ¹	5.0%

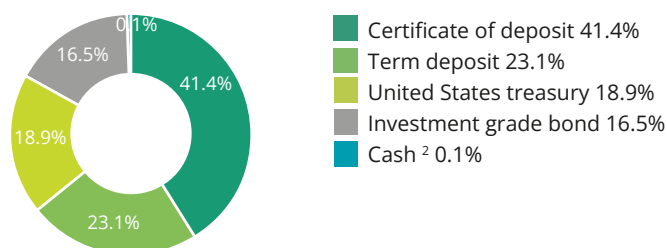
The Fund – Class A USD Acc: Monthly performance

Year	Jan	Feb	Mar	Apr	May	Jun	Jul	Aug	Sep	Oct	Nov	Dec	Annual
2023	N/A	N/A	N/A	N/A	N/A	N/A	N/A	+0.1%	+0.4%	+0.4%	+0.4%	+0.4%	+1.6%
2024 (YTD)	+0.4%	+0.4%	+0.4%	+0.4%	+0.4%	+0.4%	+0.4%	+0.4%	+0.4%				+3.7%

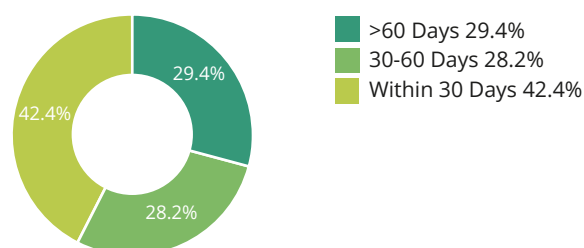
[△] The Fund is one of the eligible collective investment schemes for the purpose of the New Capital Investment Entrant Scheme (New CIES) in Hong Kong with effect from 1 March 2024.

[△] Annualized return is calculated from inception based on published NAV.

Asset Allocation



Maturity breakdown ³



Fund facts

Manager: Value Partners Hong Kong Limited
 Base currency: USD
 Trustee: HSBC Institutional Trust Services (Asia) Limited
 Launch date: 18 August 2023
 – Class A HKD Unhedged Acc Units
 – Class A USD Unhedged Acc Units
 – Class D HKD Unhedged Acc Units
 – Class D USD Unhedged Acc Units
 22 November 2023
 – Class B HKD Unhedged Acc Units
 – Class B USD Unhedged Acc Units
 Dealing frequency: Daily

Fee structure & Subscription information

	Class A	Class B	Class D
Minimum initial investment	HK\$1,000/USD100 or equivalent	Nil	HK\$100,000/USD10,000 or equivalent
Minimum subsequent investment	HK\$1,000/USD100 or equivalent	Nil	HK\$100,000/USD10,000 or equivalent
Subscription fee		Up to 3%	
Redemption fee		Nil	
Management fee	0.25% p.a.	0.60% p.a.	0.25% p.a.
Performance fee		Nil	

Senior investment staff

Co-Chairman & Co-Chief Investment Officer: Cheah Cheng Hye
Co-Chief Investment Officer: Louis So
Fixed income investment team:
Chief Investment Officer, Fixed Income: Gordon Ip, CFA
Head of Credit Research & Strategy: Anna Ho
Senior Fund Manager: Danielle Li

Key fixed income awards



Best Fund Provider – High Yield Bond ⁴
 ~ Asian Private Banker Asset Management Awards for Excellence 2021

Top Fund – Asia Fixed Income (Hong Kong & Singapore) (Best-in-class) ⁵
 ~ Benchmark Fund of the Year Awards 2021

Top Investment House in Asian G3 Bonds (Asset Managers category) ⁶
 ~ The Asset Benchmark Research Awards 2020

Best Total Return – Greater China Fixed Income (5-Year, Winner) ⁷
 ~ HKCAMA & Bloomberg, Offshore China Fund Awards 2020

Best USD High Yield (5-Year) ⁸
 ~ Refinitiv, Lipper Fund Awards 2020 (Hong Kong)

Scan QR code for fund documents ⁹:



Source: Value Partners, HSBC Institutional Trust Services (Asia) Limited, FactSet and Bloomberg, data as at the last valuation date of the month as stated above, unless stated otherwise. Performance is calculated on NAV to NAV in base currency with dividend reinvested and net of fees. Our portfolio disclosure policy can be obtained from the Investment Manager upon request to email fis@vp.com.hk.

¹ Weighted Average Yield to Maturity is a weighted average of the Yield to Maturity of the fund's individual bond(or time deposit) holdings, based on the intraday NAV. Yield to Maturity is a snapshot of the discount rate that equates the present value of the cash flows obtained from an investment in a bond(or time deposit) to its current market price(including accrued interest). ² Cash includes receivables and payables (except cash for collaterals and margins). ³ Maturity breakdown reflects the final maturity date for the underlying securities in the portfolio (excluding cash). ⁴ The assessment of each award category is based on 3 weighted criteria, and one weighted criterion based on feedback from private banking fund selectors. The weightings includes product performance (30%), asset gathering (20%), service competency/quality (20%) and fund selector feedback (30%). ⁵ Benchmark's top Mutual Funds are selected based purely on quantitative data in its BlueOnion fund database. The subset awards strategies who have demonstrated medium-to-long-term tangible outcomes without subjecting the investors to unnecessary risks. ⁶ The ranking for top investment houses in Asian G3 bonds is generated from the number of votes received from the top-rated analysts, economists, strategists, salespeople and traders, for investors in these institutions. The score is also subject to a weighting methodology determined by the rating of the individual casting the vote for the investor. A total of 430 different institutions were evaluated and shortlisted to produce the 2020 ranking. ⁷ The awards recognize the top performing Greater China Fixed Income funds issued by CAMAHK members with at least 1 year of historical performance as of 30 Sep 2020. The Best Total Return calculation methodology, Bloomberg calculates the customized 1 year, 3 years and 5 years total return using Bloomberg calcroute field "RT095-Custom Total Return Holding Period". ⁸ The award reflects performance up to 31 Dec 2019. ⁹ For Hong Kong investors only. Investors should note investment involves risk and past performance is not indicative of future results. Investors should read the explanatory memorandum for details and risk factors in particular those associated with investment in emerging markets. Investors should seek advice from a financial adviser before making any investment, in the event that you choose not to do so, you should consider whether the investment selected is suitable for you. For Singapore investors: The Fund is registered as a restricted foreign scheme in Singapore and will only be distributed to (i) institutional investors and (ii) accredited investors and certain other persons in Singapore in accordance with section 304 and 305 of the Securities and Futures Act. Value Partners Asset Management Singapore Pte Ltd, Singapore Company Registration No. 200808225G. This advertisement has not been reviewed by the Monetary Authority of Singapore. This document has not been reviewed by the Securities and Futures Commission of Hong Kong. Issuer: Value Partners Hong Kong Limited.