

Chinese Mainland Focus Fund

A Sub-Fund of Value Partners Intelligent Funds

NAV per unit: **USD62.32**

Fund size : **USD118.6 million**



Morningstar Rating™
As at 31-05-2020

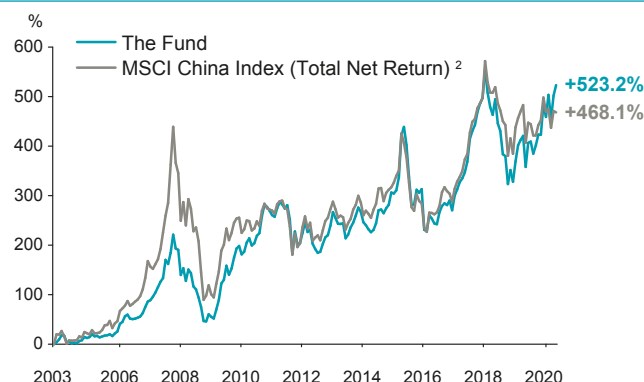
May 2020

- Chinese Mainland Focus Fund (The "Fund") invests primarily in investments which are related to mainland China.
- The Fund invests in China-related companies which involve certain risks not typically associated with investment in more developed markets, such as greater political, tax, economic, foreign exchange, liquidity and regulatory risks.
- The Fund is also subject to concentration risk due to its concentration in China-related companies. Adverse development in such region may affect the value of the underlying securities in which the Fund invests.
- Investing in China exposes the Fund to additional risks including currency repatriation risk, uncertainty of taxation policies and risk associated with StockConnects, RQFII Quota, SME board, ChiNext market and/or the STAR board. The Fund may also expose to RMB currency and conversion risk.
- Investing in small/mid-capitalization securities may have lower liquidity and their prices are more volatile to adverse economic developments.
- It is possible that the entire value of your investment could be lost. You should not make investment decision on the basis of this material alone. Please read the explanatory memorandum for details and risk factors.

Investment objective

The Fund aims to achieve medium to long-term capital appreciation by focusing on investments related to mainland China. This includes RMB-denominated corporate and government bonds, listed or unlisted shares issued by companies whose assets and/or revenues are principally denominated in RMB and/or whose costs or liabilities are principally denominated in US dollars. The investable universe can also cover A, B and H-shares.

Performance since launch



Performance update

	The Fund	MSCI China Index (Total Net Return) ²
One month	+3.6%	-0.5%
Year-to-date	+6.6%	-5.0%
One year	+36.1%	+12.1%
Three years	+39.5%	+20.1%
Five years	+15.7%	+12.2%
Total return since launch	+523.2%	+468.1%
Annualized return since launch ^A	+11.7%	+11.1%

Portfolio characteristics

As at 29 May 2020		2020 ³
Price/earnings ratio		31.8 times
Price/book ratio		4.6 times
Portfolio yield		0.9%
The Fund		MSCI China Index (Total Net Return) ²
Annualized volatility (3 years) ⁴	22.8%	20.2%

Top holdings


Name	Industry ⁵	%
Alibaba Group Holding Ltd	Retailing	6.0
China Merchants Property Operation & Service Co Ltd	Real estate	5.2
Zhejiang Sanhua Intelligent Controls Co Ltd	Capital goods	4.9
Centre Testing International Group Co Ltd	Commercial services & supplies	4.7
Meituan Dianping	Retailing	4.5
Guangdong Haid Group Co Limited	Food, beverage & tobacco	4.4
Tencent Holdings Ltd	Media & entertainment	4.3
Gree Electric Appliances Inc of Zhuhai	Consumer durables & apparel	4.2
Midea Group Co Ltd	Consumer durables & apparel	4.0
Shenzhen Inovance Technology Co Ltd	Capital goods	3.6

These securities constitute 46% of the Fund.

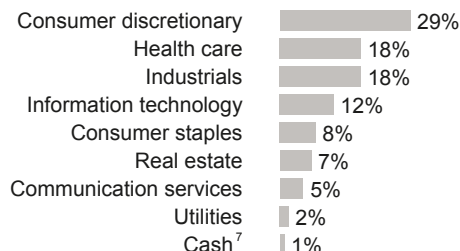
The Fund – Monthly performance from 1 Jan 2009 to 29 May 2020

Year	Jan	Feb	Mar	Apr	May	Jun	Jul	Aug	Sep	Oct	Nov	Dec	Annual
2009	-3.2%	-2.1%	+11.8%	+11.4%	+17.7%	+3.4%	+12.3%	-7.1%	+5.2%	+8.8%	+6.7%	+1.8%	+86.0%
2010	-5.7%	+1.9%	+6.5%	+2.8%	-4.7%	+1.5%	+4.9%	+1.7%	+10.6%	+6.4%	-1.1%	-2.0%	+23.9%
2011	-2.5%	-0.9%	+4.8%	+3.4%	-1.2%	-2.2%	+1.8%	-7.6%	-19.5%	+15.6%	-7.8%	+0.6%	-17.8%
2012	+6.7%	+6.8%	-5.7%	+1.4%	-8.6%	-3.5%	-2.7%	+0.7%	+5.5%	+4.5%	+1.4%	+6.0%	+11.6%
2013	+8.1%	-3.2%	-3.3%	-0.1%	+0.4%	-8.8%	+2.4%	+4.5%	+2.9%	+4.1%	+4.5%	-2.3%	+8.3%
2014	-5.7%	-1.7%	-2.4%	-1.8%	+1.4%	+4.0%	+7.7%	+0.4%	-2.0%	+2.8%	+1.8%	+6.5%	+10.6%
2015	-0.5%	+1.6%	+6.4%	+19.4%	+3.3%	-6.8%	-13.0%	-12.9%	+0.3%	+7.9%	-1.5%	+1.8%	+1.7%
2016	-19.9%	-0.8%	+9.8%	-1.9%	-2.7%	-0.4%	+7.0%	+3.5%	+1.4%	-0.9%	+2.4%	-5.0%	-10.3%
2017	+7.9%	+3.2%	+3.5%	+1.8%	+2.8%	+4.9%	+9.8%	+3.2%	+2.2%	+4.9%	+3.0%	+1.9%	+61.2%
2018	+9.4%	-7.0%	-4.8%	-2.7%	+5.6%	-8.2%	-2.9%	-8.8%	-0.8%	-11.8%	+6.7%	-5.2%	-28.3%
2019	+9.6%	+7.0%	+2.1%	+1.6%	-12.0%	+10.6%	+0.5%	-4.8%	+3.4%	+4.4%	-0.0%	+11.8%	+36.6%
2020 (YTD)	-4.4%	+8.0%	-8.1%	+8.5%	+3.6%								+6.6%

^A Annualized return is calculated from inception based on published NAV.

Geographical exposure by listing ⁶

Short exposure includes: United States, -1.4%.

Sector exposure ^{5, 6}

Total short exposure is -1.4%.

Short exposure includes: Information technology, -1.4%.

Fund facts

Manager:	Value Partners Limited
Base currency:	USD
Trustee:	HSBC Trustee (Cayman) Limited
Custodian:	HSBC Institutional Trust Services (Asia) Limited
Launch date:	27 Nov 2003
Bloomberg and ISIN codes:	VAPAICM KY / KYG9317Q1120

Fee structure

Minimum subscription	USD10,000
Minimum subsequent subscription	USD5,000
Subscription fee	Up to 5%
Management fee	1.25% p.a.
Performance fee ⁸	15% of profit (High-on-high principle)
Redemption fee	Nil
Dealing day	Daily

Senior investment staff

Co-Chairmen & Co-Chief Investment Officers:

Cheah Cheng Hye; Louis So

Deputy Chief Investment Officer: Renee Hung

Senior Investment Director: Norman Ho, CFA

Investment Directors: Chung Man Wing; Michelle Yu, CFA; Yu Xiao Bo

Senior Fund Managers: Anthony Chan, CFA; Kelly Chung, CFA; Doris Ho; Glenda Hsia; Amy Lee, CFA, CAIA; Luo Jing, CFA; Frank Tsui; Yu Chen Jun

Key awards

**Best China Equity Fund (10-year) ⁹**

~ Thomson Reuters Lipper Fund Awards 2018

Value Partners:**Asia ex-Japan Equity House: Best-in-Class ¹⁰**

Greater China Equity House: Outstanding Achiever ¹⁰
~ Benchmark Fund of the Year Awards 2018, Hong Kong

Offshore China Equity (10-year) ¹¹

~ Insight & Mandate, Professional Investment Awards 2018

Scan QR code for fund documents¹²:



Source: HSBC Institutional Trust Services (Asia) Limited and Bloomberg, data as at the last valuation date of the month as stated above, unless stated otherwise. Performance is calculated on NAV to NAV in base currency with dividend reinvested and net of fees. All indices are for reference only. Our portfolio disclosure policy can be obtained from the Investment Manager upon request to email fis@vp.com.hk.

1. © 2020 Morningstar, Inc. All Rights Reserved. 2. MSCI China Index (Total Net Return) which takes into account of dividend reinvestment after deduction of withholding tax. 3. The profile is based on market consensus forecast as derived from FactSet and Bloomberg. Harmonic mean methodology is applied to calculate the forecast P/E ratio and P/B ratio. Note that the manager's internal estimates may differ significantly from FactSet and Bloomberg estimates. 4. Volatility is a measure of the theoretical risk in terms of standard deviation, based on monthly return over the past 3 years. 5. Classification is based on Global Industry Classification Standard (GICS). 6. Exposure refers to net exposure (long exposure minus short exposure). Due to rounding, percentages shown may not add up to 100%. 7. Cash includes receivables and payables (except cash for collaterals and margins). 8. Performance fee will only be charged if the NAV at the end of the financial year or upon realization of units exceeds the "high watermark", which is the all-time year-end high of the Fund's NAV. If in any one year, the Fund suffers a loss, no performance fee can be charged in subsequent years until the loss is recovered fully (the high-on-high principle). 9. The award reflects the fund's 10-year performance up to the end of 2017. 10. The award reflects performance up to 30 Sep 2018. 11. The award reflects performance up to 31 Dec 2017. 12. For Hong Kong investors only.

Investors should note investment involves risk. The price of units may go down as well as up and past performance is not indicative of future results. Investors should read the explanatory memorandum for details and risk factors in particular those associated with investment in emerging markets. Information in this report has been obtained from sources believed to be reliable but Value Partners Limited does not guarantee the accuracy or completeness of the information provided by third parties. Investors should seek advice from a financial adviser before making any investment. In the event that you choose not to do so, you should consider whether the investment selected is suitable for you.

For Swiss investors: This is a marketing document. The sales prospectus or the terms of contract or the Placement Memorandum, the Articles of Association or the Limited Partnership Agreement or the Trust deed as well as the annual and semi-annual reports of the Fund may be obtained free of charge from the Swiss Representative. In respect of the Shares distributed in Switzerland to Qualified Investors, place of performance and jurisdiction is at the registered office of the Representative.

Switzerland Representative: FIRST INDEPENDENT FUND SERVICES LTD, Klausstrasse 33, CH-8008 Zurich.

Switzerland Paying Agent: NPB NEUE PRIVAT BANK AG, Limmatquai 1, CH-8024 Zurich.

This document has not been reviewed by the Securities and Futures Commission of Hong Kong. Issuer: Value Partners Limited.