

# Value Partners Multi-Asset Fund

## A brand new investment strategy since June 2018

NAV per unit: Class A Acc USD: USD10.19

Fund size : USD53.1 million



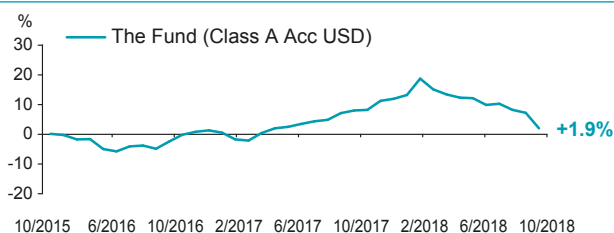
October 2018

- Value Partners Multi-Asset Fund (The "Fund") aims to achieve capital growth by investing across a range of asset classes and currencies globally including equities, debt securities, commodities, collective investment schemes, listed exchange traded funds ("ETFs"), real estate investment trusts ("REITs") and money market instruments which are primarily linked to the global trend of economies.
- The Fund adopts a dynamic asset allocation strategy which may be periodically rebalanced and therefore the Fund may incur greater transaction costs than a fund with static allocation strategy.
- The Fund may invest in small and mid-capitalization companies and emerging markets and therefore subject to higher volatility and lower liquidity in general.
- The Fund may invest in debt securities which may be unrated or below investment grade and financial derivative instruments. The Fund is therefore exposed to additional risks, including volatility risk, valuation risk, leverage risk, liquidity risk, correlation risk, counterparty/credit risk, legal risk, over-the-counter transaction risk and settlement risk, and may expose the Fund to significant losses.
- The Fund may invest in contingent convertible bonds which are risky and highly complex instruments. These instruments may be subject to conversion risk e.g. compulsory conversion by the issuer upon uncontrollable triggering events and hence the Fund may experience losses.
- In respect of the distribution units for the Fund, the Manager currently intends to make monthly dividend distribution. However, the distribution rate is not guaranteed. Distribution yield is not indicative of the return of the Fund. Distribution may be paid from capital of the Fund. Investors should note that where the payment of distributions are paid out of capital, this represents and amounts to a return or withdrawal of part of the amount you originally invested or capital gains attributable to that and may result in an immediate decrease in the value of units.
- You should not make investment decision on the basis of this material alone. Please read the explanatory memorandum for details and risk factors.

### Investment objective

The Fund aims to achieve capital growth by investing in global markets which are primarily linked to the global trend of economies. Currently it primarily invests in Asian markets, with a particular focus on China equities, fixed income securities (investment-grade and high-yield) and other alternative income sources to capture opportunities across different market cycles.

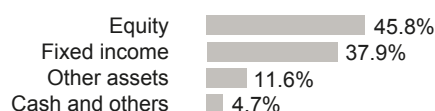
### Performance since launch <sup>1</sup>



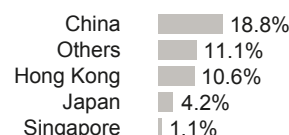
### Performance update <sup>1</sup>

	The Fund
One month	-4.9%
Three months	-7.6%
Six months	-9.3%
Year-to-date	-10.1%
One year	-8.4%
Since launch	+1.9%
Annualized return <sup>^</sup>	+0.6%
Annualized volatility <sup>^</sup>	5.4%

### By asset class <sup>2</sup>



### Equity – by country <sup>2</sup>



### Fixed income – by region <sup>2</sup>



### Top 5 holdings - equities

Holdings	Industry <sup>3</sup>	Country	%
AIA Group Ltd	Financials	Hong Kong	1.5
Anhui Conch Cement Co Ltd	Materials	China	1.4
BOC Aviation Ltd	Industrials	China	1.3
PICC Property & Casualty	Financials	China	1.3
CLP Holdings	Utilities	Hong Kong	1.2

### Top 5 holdings - fixed income

Holdings	Sector <sup>3</sup>	Country	%
Energy Resources LLC Float	Materials	Mongolia	0.4
30/09/2022			
MNC Investama Tbk PT	Media	Indonesia	0.4
9% 11/05/2021			
China Evergrande Group	Real estate	China/Hong Kong	0.3
4.25% 14/02/2023			
Golden Wheel Tiandi Holdings	Real estate	China/Hong Kong	0.3
Co Ltd 8.25% 11/03/2019			
Powerlong Real Estate	Real estate	China/Hong Kong	0.3
Holdings Ltd 5.95% 19/07/2020			

### The Fund – Class A Acc USD: Monthly performance from 13 Oct 2015 to 31 Oct 2018

Year	Jan	Feb	Mar	Apr	May	Jun	Jul	Aug	Sep	Oct	Nov	Dec	Annual
2015	N/A	N/A	N/A	N/A	N/A	N/A	N/A	N/A	N/A	-0.4%	-1.5%	+0.1%	-1.8%
2016	-3.5%	-0.8%	+1.8%	+0.3%	-1.1%	+2.6%	+2.4%	+1.0%	+0.5%	-0.8%	-2.3%	-0.4%	-0.5%
2017	+2.7%	+1.6%	+0.5%	+1.0%	+0.9%	+0.5%	+2.2%	+0.8%	+0.2%	+2.9%	+0.6%	+1.2%	+16.0%
2018 (YTD)	+4.9%	-3.1%	-1.5%	-1.0%	-0.2%	-2.0%	+0.4%	-1.9%	-0.9%	-4.9%			-10.1%

<sup>^</sup> Annualized return and volatility are calculated from inception. Volatility is a measure of the theoretical risk in terms of standard deviation; in general, the lower the number, the less risky the investment, and vice versa.

## NAV &amp; codes

Classes	NAV	ISIN	Bloomberg
Class A Acc USD	10.19	HK0000269149	VPMAAUS HK
Class A Acc HKD	10.17	HK0000269156	VPMAHKD HK
Class A USD MDis	8.93	HK0000408119	VPMAUMD HK
Class A HKD MDis	8.93	HK0000408127	VPMAHMD HK
Class A AUD (Hedged) MDis	8.82	HK0000408135	VPMAAHM HK

## Portfolio characteristics

As at 31 Oct 2018	2018
Portfolio yield <sup>4</sup>	7.6%

Dividend information – Class MDis <sup>5</sup>

Classes <sup>6</sup>	Dividend amount / unit	Annualized yield <sup>7</sup>	Ex-dividend date
Class A USD MDis	0.0579	7.8%	31-10-2018
Class A HKD MDis	0.0579	7.8%	31-10-2018
Class A AUD (Hedged) MDis	0.0573	7.8%	31-10-2018

## Fund facts

Manager:	Value Partners Hong Kong Limited
Base currency:	US dollars
Trustee:	HSBC Institutional Trust Services (Asia) Limited
Custodian:	HSBC Institutional Trust Services (Asia) Limited
Launch date:	Class A Acc USD - 13 Oct 2015 Class A Acc HKD - 18 Aug 2016 Class A USD MDis - 19 Jun 2018 Class A HKD MDis - 19 Jun 2018 Class A AUD (Hedged) MDis - 19 Jun 2018

## Fee structure

	Class A
Minimum subscription	USD10,000 or equivalent
Minimum subsequent subscription	USD5,000 or equivalent
Subscription fee	Up to 5%
Management fee	1.75% p.a.
Dealing day	Daily

## Senior investment staff

**Chairman & Co-Chief Investment Officer:** Cheah Cheng Hye  
**Deputy Chairman & Co-Chief Investment Officer:** Louis So  
**Deputy Chief Investment Officer:** Renee Hung  
**Senior Investment Director:** Norman Ho, CFA  
**Investment Directors:** Chung Man Wing; Kenny Tjan, CFA;  
 Michelle Yu, CFA; Yu Xiao Bo  
**Senior Fund Managers:** Anthony Chan, CFA; Kelly Chung, CFA; Doris Ho;  
 Glenda Hsia; Philip Li, CFA; Luo Jing, CFA; Kai Mak; Yu Chen Jun

## Recent corporate awards



**Manager of the Year - Greater China Equity (Outstanding Award)**  
**Dato' Seri Cheah Cheng Hye and Mr. Louis So (Value Partners' Co-CIOs)** <sup>8</sup>  
 ~ Benchmark Fund of the Year Awards 2017, Hong Kong

**Management Firm of the Year** <sup>9</sup>  
 ~ AsiaHedge Awards 2017

**Best Fund Provider - Greater China Equity** <sup>10</sup>  
 ~ Asset Management Awards for Excellence 2017

Source: HSBC Institutional Trust Services (Asia) Limited and Bloomberg, data as at the last valuation date of the month as stated above, unless stated otherwise. Performance is calculated on NAV to NAV in base currency with dividend reinvested and net of fees. All indices are for reference only.

1. Effective 19 Jun 2018, the Fund has been changed from a fund of funds investing in multi-assets to a multi-asset fund and therefore the investment objective and policies have also been changed. Performance prior to 19 Jun 2018 was achieved under circumstances that no longer apply. Please refer to the offering document for details. 2. Exposure refers to net exposure (long exposure minus short exposure). Due to rounding, percentages shown may not add up to 100%. 3. Classification is based on Global Industry Classification Standard (GICS). 4. Portfolio yield is the weighted average of the total dividend yield of all securities in the portfolio. 5. The manager intends to declare and pay monthly dividends equal to all or substantially all of the net income attributable to each of the Distribution Classes. However, there is neither a guarantee that such dividends will be made nor will there be a target level of dividend payout. No dividends will be paid with respect to the Accumulation Classes. Distribution may be paid from capital of the Fund. Investors should note that where the payment of distributions are paid out of capital, this represents and amounts to a return or withdrawal of part of the amount that have been originally invested or capital gains attributable to that and may result in an immediate decrease in the value of units. Please refer to the Explanatory Memorandum for further details including the distribution policy. 6. Each hedged share class will hedge the Fund's base currency back to its currency of denomination on a best efforts basis. However, the volatility of the hedged classes measured in the Fund's base currency may be higher than that of the equivalent class denominated in the Fund's base currency. The AUD/CAD/NZD/EUR/GBP/RMB/SGD Hedged Classes are not recommended for investors whose base currency of investment is not in the aforesaid currencies. 7. Annualized yield of MDis Class is calculated as follows: (Latest dividend amount/NAV as at ex-dividend date) x 12. Investors should note that yield figures are estimated and for reference only and do not represent the performance of the Fund, and that there is no guarantee as to the actual frequency and/or amount of dividend payments. 8. The award recognized individuals who have led his/her team to outstanding performances over the consistency of three-year and five-year performances against the benchmark and their peers up to 30 Sep 2017. 9. The award was based on performance for the full 12-month period, from Sep 2016 to the end of Aug 2017. 10. Based on performance and achievements for 2016. Investment involves risk. The price of units may go down as well as up and past performance is not indicative of future results. Investors should read the explanatory memorandum for details and risk factors in particular those associated with investment in emerging markets. The information provided does not constitute investment advice and it should not be relied on as such. All material has been obtained from sources believed to be reliable, but its accuracy is not guaranteed.

This document has not been reviewed by the Securities and Futures Commission of Hong Kong. Issuer: Value Partners Hong Kong Limited.