

Value Partners Fund Series

Value Partners All China Bond Fund

NAV per unit : Class A USD Unhedged Acc - USD9.47

Fund size : USD19.2 million



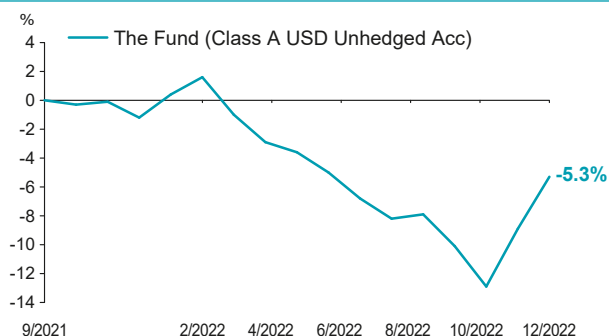
December 2022

- Value Partners All China Bond Fund (the "Fund") primarily invests in fixed income securities issued by any central and/or local governments, government agencies, supra-nationals, banks or companies which are domiciled in the People's Republic of China ("PRC") or which exercise the predominant part of their business or economic activities in the PRC.
- The Fund is subject to concentration risk and emerging market risk as a result of the concentration of its investments in the PRC markets. The Fund may be more volatile than a broadly based fund as it is more susceptible to fluctuation in value resulting from adverse economic or political conditions in the PRC markets.
- The Fund may also invest in PRC interbank bond market and is therefore subject to regulatory risks and various risks such as volatility risk, liquidity risk, settlement and counterparty risk. The relevant rules and regulations on investment in the PRC interbank bond market are subject to change and may adversely impact the Fund.
- The Fund may invest in securities which may be unrated or below investment grade and financial derivative instruments. The Fund is therefore exposed to additional risks, including volatility risk, valuation risk, leverage risk, liquidity risk, correlation risk, counterparty/credit risk, legal risk, over-the-counter transaction risk and settlement risk.
- In respect of the distribution units for the Fund, the Manager currently intends to make monthly dividend distribution. However, the distribution rate is not guaranteed. Distribution yield is not indicative of the return of the Fund. Distribution may be paid from capital of the Fund. Investors should note that where the payment of distributions are paid out of capital, this represents and amounts to a return or withdrawal of part of the amount you originally invested or capital gains attributable to that and may result in an immediate decrease of the net asset value per unit of the Fund.
- You should not make investment decision on the basis of this marketing material alone. Please read the explanatory memorandum for details and risk factors.

Investment objective

The Fund aims to provide capital appreciation by investing primarily in fixed income securities issued by any central and/or local governments, government agencies, supra-nationals, banks or companies which are domiciled in the People's Republic of China ("PRC"), or which exercise the predominant part of their business or economic activities in the PRC.

Performance since launch



Performance update

	The Fund (Class A USD Unhedged Acc)
Year-to-date	-5.7%
One month	+4.0%
Three months	+5.3%
Six months	+1.6%
One year	-5.7%
Total return since launch	-5.3%
Annualized return since launch ^	-4.1%

NAVs & Codes

Classes ¹	NAV	ISIN	Bloomberg
Class A AUD Hedged MDis	8.96	HK0000770609	VAACAUD HK
Class A GBP Hedged MDis	8.92	HK0000770682	VAACAGB HK
Class A HKD Unhedged Acc	9.50	HK0000770690	VAACAHK HK
Class A HKD Unhedged MDis	9.04	HK0000770708	VAACBAU HK
Class A RMB (CNH) Hedged MDis	9.04	HK0000770740	VAACARH HK
Class A USD Unhedged Acc	9.47	HK0000770799	VAACUSD HK
Class A USD Unhedged MDis	9.01	HK0000770807	VAACAUS HK

Dividend information – Class MDis ²

Classes ¹	Dividend amount / unit	Annualized yield ³	Ex-dividend date
Class A AUD Hedged MDis	0.0373	5.0%	30-12-2022
Class A GBP Hedged MDis	0.0421	5.7%	30-12-2022
Class A HKD Unhedged MDis	0.0413	5.5%	30-12-2022
Class A RMB (CNH) Hedged MDis	0.0414	5.5%	30-12-2022
Class A USD Unhedged MDis	0.0410	5.5%	30-12-2022

Top holdings ⁴

Name	Sector ⁵	Country / region	%
China Government Bond 2.75% 02/17/2032	Sovereign	China/Hong Kong	6.0
China Government Bond 2.1% 01/13/2023	Sovereign	China/Hong Kong	3.5
Champion Path Holdings 4.5% 01/27/2026	Consumer services	Macao	3.3
Celestial Miles Ltd 5.75% PERP	Capital goods	China/Hong Kong	3.1
Jizhong Energy Fengfeng Group Co Ltd 5% 01/09/2023	Energy	China/Hong Kong	3.0

Portfolio characteristics

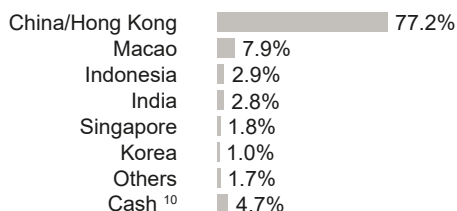
	The Fund (Class A USD Unhedged Acc)
Annualized volatility (3 years) ⁶	N/A
Weighted modified duration ⁷	2.8 years
Yield to worst ⁸	8.4%
Number of bond issuers	47

The Fund – Class A USD Unhedged Acc: Monthly performance from 7 Sep 2021 to 30 Dec 2022

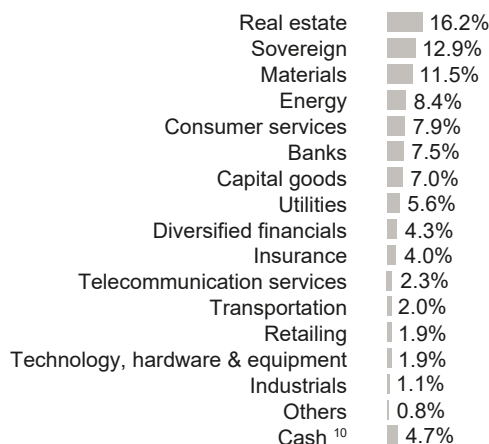
Year	Jan	Feb	Mar	Apr	May	Jun	Jul	Aug	Sep	Oct	Nov	Dec	Annual
2021	N/A	N/A	N/A	N/A	N/A	N/A	N/A	N/A	-0.3%	+0.2%	-1.1%	+1.6%	+0.4%
2022	+1.2%	-2.6%	-1.9%	-0.7%	-1.5%	-1.9%	-1.5%	+0.3%	-2.4%	-3.1%	+4.6%	+4.0%	-5.7%

[^] Annualized return is calculated from inception based on published NAV.

Geographical exposure ⁹



Sector exposure ^{5,9}



Credit ratings ¹¹



Currency breakdown



Fund facts

Manager & RQFII holder:	Value Partners Hong Kong Limited
Base currency:	USD
Trustee:	HSBC Institutional Trust Services (Asia) Limited
Custodian:	The Hongkong and Shanghai Banking Corporation Limited
PRC Custodian:	HSBC Bank (China) Company Limited
Launch date:	7 Sep 2021
	- Class A AUD Hedged MDis
	- Class A GBP Hedged MDis
	- Class A HKD Unhedged Acc
	- Class A HKD Unhedged MDis
	- Class A RMB (CNH) Hedged MDis
	- Class A USD Unhedged Acc
	- Class A USD Unhedged Mdis

Fee structure

	Class A
Minimum subscription	USD10,000 or equivalent
Minimum subsequent subscription	USD5,000 or equivalent
Subscription fee	Up to 5%
Redemption fee	Nil
Management fee	1.25% p.a.
Performance fee	N/A
Dealing day	Daily

Senior investment staff

Co-Chairmen & Co-Chief Investment Officers:
Cheah Cheng Hye; Louis So
Senior Investment Directors: Norman Ho, CFA; Renee Hung
Fixed income investment team:
Chief Investment Officer, Fixed Income: Gordon Ip, CFA
Head of Credit Research & Strategy: Anna Ho
Fund Manager: Danielle Li

Key fixed income awards



- Best Fund Provider – High Yield Bond ¹³**
~ Asian Private Banker Asset Management Awards for Excellence 2021
- Top Investment House in Asian G3 Bonds (Asset Managers category) ¹⁴**
~ The Asset Benchmark Research Awards 2020
- CIO of the Year in Asia (Fixed Income) ¹⁵**
CIO of the Year (Fixed Income, Hong Kong) ¹⁵
Winner: Mr. Gordon IP
~ Insight & Mandate, Professional Investment Awards 2020

Source: HSBC Institutional Trust Services (Asia) Limited and Bloomberg, data as at the last valuation date of the month as stated above, unless stated otherwise. Performance is calculated on NAV to NAV in base currency with dividend reinvested and net of fees. Our portfolio disclosure policy can be obtained from the Investment Manager upon request to email fi@vp.com.hk.

1. Each hedged share class will hedge the Fund's base currency back to its currency of denomination on a best efforts basis. However, the volatility of the hedged classes measured in the Fund's base currency may be higher than that of the equivalent class denominated in the Fund's base currency. The hedged classes may be suitable for investors who wish to reduce the impact of changes in exchange rates between their local currency and the Fund's base currency. 2. The manager intends to declare and pay monthly dividends equal to all or substantially all of the net income attributable to each of the Distribution Classes. However, there is neither a guarantee that such dividends will be made nor will there be a target level of dividend payout. No dividends will be paid with respect to the Accumulation Classes. Distribution may be paid from capital of the Fund. Investors should note that where the payment of distributions are paid out of capital, this represents and amounts to a return or withdrawal of part of the amount that have been originally invested or capital gains attributable to that and may result in an immediate decrease in the value of units. Please refer to the Explanatory Memorandum for further details including the distribution policy. 3. Annualized yield of MDis Class is calculated as follows: (Latest dividend amount/NAV as at ex-dividend date) x 12. Investors should note that yield figures are estimated and for reference only and do not represent the performance of the Fund, and that there is no guarantee as to the actual frequency and/or amount of dividend payments. 4. Only debt securities including convertible bonds are stated in the top holdings table. 5. Classification is based on Global Industry Classification Standard (GICS). 6. Volatility is a measure of the theoretical risk in terms of standard deviation, based on monthly return over the past 3 years. 7. The weighted modified duration represents the average modified duration of the portfolio of the underlying bonds weighted by reference to their market value. 8. Investors should note that Yield to worst is for reference only and does not represent the actual performance of the Fund or the dividend yield received by investors, nor does a positive yield imply a positive return. 9. Exposure refers to net exposure (long exposure minus short exposure). Derivatives e.g. index futures are calculated based on P/L instead of notional exposure. 10. Cash includes receivables and payables (except cash for collaterals and margins). 11. The highest credit rating assigned by one of the three major external agencies (S&P, Moody's or Fitch) will be used for fixed income securities. Issuer rating may be used for unrated securities. 12. The weighted average credit rating is derived by taking the weighted average of the credit rating for each underlying bond in the portfolio. Issuer rating may be used for unrated securities. The average credit rating is determined by assigning a sequential integer to all credit ratings from AAA (highest) to D (lowest), taking a simple, asset-weighted average of debt holdings by market value and rounding to the nearest rating. As the risk of default increases disproportionately as a bond's rating decreases, the simple weighted average of credit ratings is not a statistical measurement of the portfolio's default risk. 13. The assessment of each award category is based on 3 weighted criteria, and one weighted criterion based on feedback from private banking fund selectors. The weightings includes product performance (30%), asset gathering (20%), service competency/quality (20%) and fund selector feedback (30%). 14. The ranking for top investment houses in Asian G3 bonds is generated from the number of votes received from the top-rated analysts, economists, strategists, salespeople and traders, for investors in these institutions. The score is also subject to a weighting methodology determined by the rating of the individual casting the vote for the investor. A total of 430 different institutions were evaluated and shortlisted to produce the 2020 ranking. 15. The award reflects performance up to 31 Dec 2019. Investors should note investment involves risk and past performance is not indicative of future results. Investors should refer to the explanatory memorandum for details and risk factors in particular those associated with investment in emerging markets, non-investment grade and unrated debt securities. Investors should seek advice from a financial adviser before making any investment. In the event that you choose not to do so, you should consider whether the investment selected is suitable for you.

For Singapore investors: The Fund is registered as a restricted foreign scheme in Singapore and will only be distributed to (i) institutional investors and (ii) accredited investors and certain other persons in Singapore in accordance with section 304 and 305 of the Securities and Futures Act. Value Partners Asset Management Singapore Pte Ltd, Singapore Company Registration No. 200808225G. This advertisement has not been reviewed by the Monetary Authority of Singapore. This document has not been reviewed by the Securities and Futures Commission of Hong Kong. Issuer: Value Partners Hong Kong Limited.